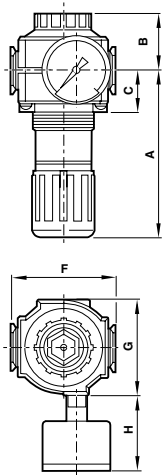


EXCELON MODULAR SYSTEM Pressure regulators

R72G, R73G, R74G – G1/4 to G3/4



Excelon design allows in-line or modular installation

Balanced valve design for optimum pressure control

Standard relieving models allow reduction of downstream pressure when the system is dead-ended

Push to lock adjusting knob with tamper resistant accessory

TECHNICAL DATA

Medium: Compressed air

Maximum inlet pressure: 20 bar

Gauge ports: Rc1/8

Ambient temperature:

–34°C to +65°C (R72G)

–34°C to +80°C (R73G & R74G)

Consult our Technical Service for use below +2°C

Pressure range: 0,3 ... 10 bar






















Dimensions

Series	A	B	C	F	G	H	Panel Ø	Panel depth
72	73	33	26	50	48	35	40	0 ... 4
73	96	39	31	68	62	56	48	2 ... 6
74	127	43	31	80	74	56	52	2 ... 6

Models

Accessories

Service Kit

R72G SERIES Model	Port size	Flow* (dm ³ /s)	Wall mounting bracket	Neck mounting bracket	Gauge 0 ... 10 bar	Tamper resistant kit	Service Kit
 							
R72G-26K-RMN	G1/4	33	4224-50	74316-50	18-013-989	4255-51	R72G-KITR
R72G-36K-RMN	G3/8	33	4224-50	74316-50	18-013-989	4255-51	R72G-KITR
R73G SERIES Model	Port size	Flow* (dm ³ /s)	Wall mounting bracket	Neck mounting bracket	Gauge 0 ... 10 bar	Tamper resistant kit	Service Kit
 							
R73G-26K-RMN	G1/4	50	4424-50	4461-50	18-013-013	4455-51	R73G-KITR
R73G-36K-RMN	G3/8	60	4424-50	4461-50	18-013-013	4455-51	R73G-KITR
R73G-46K-RMN	G1/2	60	4424-50	4461-50	18-013-013	4455-51	R73G-KITR
R74G SERIES Model	Port size	Flow* (dm ³ /s)	Wall mounting bracket	Neck mounting bracket	Gauge 0 ... 10 bar	Tamper resistant kit	Service Kit
 							
R74G-36K-RMN	G3/8	98	4324-50	4368-51	18-013-013	4355-51	R74G-KITR
R74G-46K-RMN	G1/2	105	4324-50	4368-51	18-013-013	4355-51	R74G-KITR
R74G-66K-RMN	G3/4	105	4324-50	4368-51	18-013-013	4355-51	R74G-KITR

*Typical flow with 10 bar inlet pressure, 6,3 bar set pressure and 1 bar drop from set

For further information
www.norgren.com/info/nec/en187

