

COMPRESSION FITTINGS EXTERNAL NUT 43 Series

Metric \varnothing 4 to 22 mm O/D tube

Rugged and durable

Ideal for most industrial applications

Wide range of types and sizes

Thread sizes from 1/8" to 1" BSP

Supplied assembled with tubing sleeves, nuts and appropriate seals



TECHNICAL DATA

Medium:

These fittings are designed for use with compressed air, oils, water and other fluids used in pneumatic and low pressure hydraulic applications

Consult our Technical Service for details

Operating pressure:

The maximum working pressure is limited by the type of tubing being used

Ambient temperature:

The maximum working temperature is limited by the type of tubing being used

Tube sizes:

4, 6, 8, 10, 12, 14, 15, 16, 18, 22 mm O/D

Threads used on products conform to:

ISO 7.1 Taper BSP

ISO 228 Parallel BSP

ISO R/226 metric

Tube types:

Nylon 11 or 12 and other plasticised or unplasticised tubing and other soft plastic tubing

Copper, annealed and half-hard

Double wall brazed steel tube (Bundy)

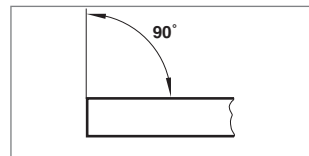
MATERIALS

Brass to OT 58 UNI 5705 for all items, except plastic washers

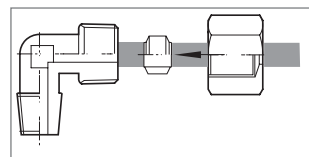
Plastic washers: nylon

All brass items have a nickel plated finish unless otherwise stated

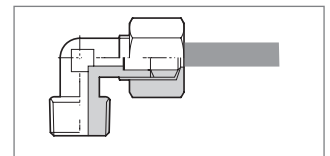
METHOD OF ASSEMBLY



1 Ensure that the tube is cut square and is free from fraying.



2 For larger sizes of metal tubes it is beneficial to lightly oil the tubing nut and sleeve before tightening the joint. Place the tubing nut and sleeve on the tube and push the tube into the fitting until it bottoms on the tube stop.



3 Holding the tube firmly in contact with the tube stop screw the tubing nut down finger tight and then tighten a further 11/4-11/2 full turns. Slacken off the assembly and ensure that the groove made by sleeve is even. Release nut and re-tighten nut an extra quarter turn.

Note


When fitting to curved tubes ensure that section entering the fitting is straight for a minimum of twice the nut height.

The method of preparation and assembly described will ensure leak-proof joints over a wide pressure range, depending upon the size and type of tubing being used. Failure to follow this guide, or over-tightening at any joint, may lead to damage of the fittings or an unsatisfactory seal.

EXPRESS LINKS

Tubing...

For our comprehensive range of nylon, polyurethane and weld tubing, please see pages 267 to 269

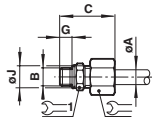


For further information
www.norgren.com/info/nec/en257



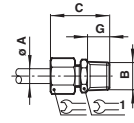
COMPRESSION FITTINGS EXTERNAL NUT 43 Series

Metric Ø 4 to 22 mm O/D tube



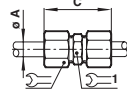
Straight Male Adaptor

Model No.	O/D Stem (ØA)	BSPP Thread (B)	C	G	ØJ		
432250418	4	G1/8	26	7,5	14	10	13
432250618	6	G1/8	27	7,5	14	13	13
432250628	6	G1/4	30,5	9,5	18	13	17
432250818	8	G1/8	30	7,5	14	14	13
432250828	8	G1/4	32,5	9,5	18	14	17
432250838	8	G3/8	36,5	13	21	14	22
432251028	10	G1/4	35	9,5	18	19	17
432251038	10	G3/8	39	13	21	19	22
432251438	14	G3/8	39,5	13	21	24	22
432251448	14	G1/2	41,5	14,5	26	24	27
432252268	22	G3/4	48	15,5	33	36	32
432252288	22	G1	51	17,5	41	36	41



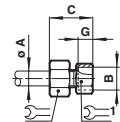
Straight Male Adaptor

Model No.	O/D Tube (ØA)	BSPT Thread (B)	C	G		
431250418	4	R1/8	26,5	7,5	10	10
431250428	4	R1/4	29,5	11	10	14
431250618	6	R1/8	28	7,5	13	11
431250628	6	R1/4	31,5	11	13	14
431250638	6	R3/8	32	11,5	13	17
431250818	8	R1/8	30	7,5	14	13
431250828	8	R1/4	33,5	11	14	14
431250838	8	R3/8	34	11,5	14	17
431251028	10	R1/4	36	11	19	16
431251038	10	R3/8	36,5	11,5	19	17
431251048	10	R1/2	38	13	19	21
431251228	12	R1/4	36,5	11	22	18
431251238	12	R3/8	37	11,5	22	18
431251248	12	R1/2	38,5	13	22	21
431251438	14	R3/8	38,5	11,5	24	20
431251448	14	R1/2	39,5	13	24	21
431251548	15	R1/2	39,5	13	24	21
431251648	16	R1/2	42	13	27	22
431251668	16	R3/4	43,5	14,5	27	27
431251848	18	R1/2	42,5	13	30	24
431251868	18	R3/4	44	14,5	30	27
431252248	22	R1/2	45	13	36	30
431252268	22	R3/4	46,5	14,5	36	30



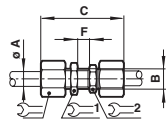
Straight Connector

Model No.	O/D Tube (ØA)	C		
430200400	4	33	10	10
430200600	6	36	13	11
430200800	8	40	14	13
430201000	10	45,5	19	16
430201200	12	46,5	22	18
430201400	14	47	24	21
430201500	15	51	24	21
430201600	16	52	27	22
430201800	18	54	30	26
430202200	22	57	36	30



Straight Female Adaptor

Model No.	O/D Tube (ØA)	BSPP Thread (B)	C	G		
432260418	4	G1/8	25	8,5	14	10
432260618	6	G1/8	26	8,5	14	13
432260628	6	G1/4	28,5	11	17	13
432260818	8	G1/8	28	8,5	14	14
432260828	8	G1/4	30,5	11	17	14
432260838	8	G3/8	31	11,5	20	14
432261028	10	G1/4	33	11	17	19
432261038	10	G3/8	33,5	11,5	20	19
432261048	10	G1/2	35,5	13,5	24	19
432261228	12	G1/4	33,5	11	18	22
432261238	12	G3/8	34	11,5	20	22
432261248	12	G1/2	36	13,5	24	22
432261438	14	G3/8	33,5	20	24	11,5
432261448	14	G1/2	36	24	24	13,5
432261548	15	G1/2	36,5	24	24	13,5
432261648	16	G1/2	38,5	24	27	13,5
432261668	16	G3/4	40	30	27	14,5
432261848	18	G1/2	39	24	30	13,5
432261868	18	G3/4	40,5	30	30	14,5
432262268	22	G3/4	41	30	36	14,5



Bulkhead Connector

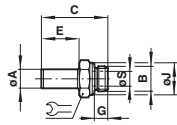
Model No.	O/D Tube (ØA)	B	C	F			
430290400	4	M8x1,0	49	12	10	13	10
430290600	6	M10x1,0	53	12,5	13	14	13
430290800	8	M12x1,0	57	12,5	14	17	14
430291000	10	M16x1,5	64	13	19	22	19
430291200	12	M18x1,5	70	17	22	22	22
430291400	14	M20x1,5	72	19	24	24	24

Minimum bulkhead thickness 3,0 mm

FITTINGS, TUBING & ACCESSORIES

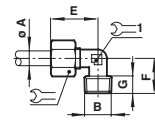
6

COMPRESSION FITTINGS EXTERNAL NUT 43 Series

Metric \varnothing 4 to 22 mm O/D tube

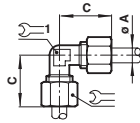
Straight Stem Adaptor

Model No.	O/D Stem (ØA)	BSPP Thread (B)	C	E	G	ØJ	ØS		
432150618	6	G1/8	27,5	16	6,5	14	4	10	
432150628	6	G1/4	31	16	8	18	4	13	
432150818	8	G1/8	31,5	19	6,5	14	5,5	14	
432150828	8	G1/4	34	19	8	18	6	19	
432150838	8	G3/8	38	19	11	21	6	22	
432151028	10	G1/4	35	20	8	18	8	24	
432151038	10	G3/8	39	20	11	21	8	24	
432151438	14	G3/8	40	21	11	21	11	27	
432151448	14	G1/2	42	21	12	26	12	30	



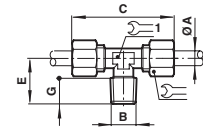
Male Elbow Adaptor

Model No.	O/D Tube (ØA)	BSPT Thread (B)	E	F	G		
431450418	4	R1/8	21,5	15	7,5	10	8
431450618	6	R1/8	26	18	7,5	13	9
431450628	6	R1/4	24	19	11	13	9
431450818	8	R1/8	30	18	7,5	14	11
431450828	8	R1/4	30	22	11	14	11
431450838	8	R3/8	30,5	24	11,5	14	13
431451028	10	R1/4	33	23,5	11	19	13
431451038	10	R3/8	33	24	11,5	19	13
431451048	10	R1/2	35	25	13	19	14
431451228	12	R1/4	35,5	24	11	22	14
431451238	12	R3/8	35,5	24,5	11,5	22	14
431451248	12	R1/2	35,5	25	13	22	14
431451438	14	R3/8	38,5	26	11,5	24	17
431451448	14	R1/2	38,5	28,5	13	24	17
431451548	15	R1/2	38,5	28,5	13	24	17
431451648	16	R1/2	39,5	28	13	27	17
431451848	18	R1/2	40,5	29,5	13	30	20
431451868	18	R3/4	40,5	32	11,5	30	20
431452268	22	R3/4	43	34	11,5	36	27



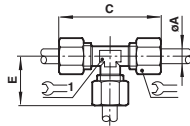
Elbow Connector

Model No.	O/D Tube (ØA)	C		
430400400	4	21,5	10	8
430400600	6	26	13	9
430400800	8	30	14	11
430401000	10	33	19	13
430401200	12	35,5	22	14
430401400	14	36,5	24	17
430401500	15	37,5	24	17
430401600	16	39	27	17
430401800	18	40,5	30	20
430402200	22	43	36	27



Male Tee Adaptor

Model No.	O/D Tube (ØA)	BSPT Thread (B)	C	E	G		
431650418	4	R1/8	42	15	7,5	10	8
431650618	6	R1/8	48	16,5	7,5	13	9
431650628	6	R1/4	48	20,5	11	13	9
431650818	8	R1/8	56	16,5	7,5	14	12
431650828	8	R1/4	56	20,5	11	14	12
431650838	8	R3/8	60	23	11,5	14	13
431651028	10	R1/4	64	22,5	11	19	13
431651038	10	R3/8	64	23,5	11,5	19	13
431651048	10	R1/2	68	27	13	19	14
431651228	12	R1/4	68	24,5	11	22	14
431651238	12	R3/8	71	24,5	11,5	22	14
431651248	12	R1/2	71	25	13	22	14
431651438	14	R3/8	77	26	11,5	24	17
431651448	14	R1/2	77	28,5	13	24	17
431651548	15	R1/2	77	28,5	13	24	17
431651648	16	R1/2	79	28	13	27	17
431651848	18	R1/2	81	29,5	13	30	20
431651868	18	R3/4	81	32	14,5	30	20
431652268	22	R3/4	86	34	11,5	36	27

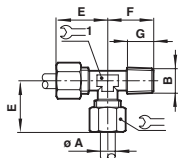


Tee Connector

Model No.	O/D Tube (ØA)	C	E		
430600400	4	43	21,5	10	8
430600600	6	48	24	13	9
430600800	8	57	28,5	14	12
430601000	10	64	32	19	13
430601200	12	70	35	22	14
430601400	14	77	38,5	24	18
430601500	15	77	38,5	24	18
430601600	16	78	39	27	17
430601800	18	81	40,5	30	20
430602200	22	86	43	36	27

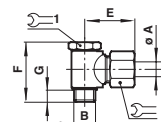
COMPRESSION FITTINGS EXTERNAL NUT 43 Series

Metric Ø 4 to 22 mm O/D tube



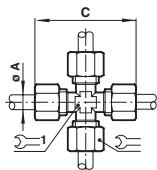
Male Side Tee Adaptor

Model No.	O/D Tube (ØA)	BSPT Thread (B)	E	F	G	Wrench 1	Wrench 2
431750418	4	R1/8	15	21	7,5	10	8
431750618	6	R1/8	19	24	7,5	13	9
431750628	6	R1/4	20	26	11	13	9
431750818	8	R1/8	18	26	7,5	14	12
431750828	8	R1/4	20	26	11	14	12
431750838	8	R3/8	23	26	11,5	14	13



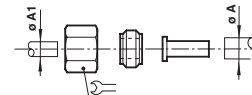
Elbow Banjo Assembly

Model No.	O/D Tube (ØA)	BSPP Thread (B)	E	F	G	Wrench 1	Wrench 2
43A510418	4	G1/8	22,5	31	8	10	14
43A510618	6	G1/8	23,5	31	8	13	14
43A510628	6	G1/4	26,5	33,5	6	13	17
43A510818	8	G1/8	28,5	31	8	14	14
43A510828	8	G1/4	28,5	33,5	6	14	17
43A510838	8	G3/8	30	34,5	8	14	19
43A511028	10	G1/4	32,5	33,5	7	19	17
43A511038	10	G3/8	32,5	34,5	8	19	19
43A511428	14	G1/4	36,5	44	8	24	17
43A511438	14	G3/8	36,5	46	9	24	22
43A511448	14	G1/2	36,5	49	11	24	24
43A512268	22	G3/4	46	64	12	36	32



Four Way Connector

Model No.	O/D Tube (ØA)	C	Wrench 1	Wrench 2
430900400	4	46	10	8
430900600	6	48	13	8
430900800	8	58	14	11
430901000	10	66	19	13
430901200	12	74	22	17
430901400	14	74	24	17



Reducing Connector

Model No.	O/D Tube (ØA)	O/D Tube (ØA1)	Wrench
430280604	6	4	13
430280806	8	6	14
430281008	10	8	19
430281210	12	10	22
430281412	14	12	24

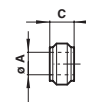
Natural brass finish for sleeve and reducer.



Tube Support

Model No.	O/D I/D Tube (ØA)	C	ØD
430330403	4/2,7	13,5	3,8
430330604	6/4	13,5	5
430330806	8/6	16,5	7
430331008	10/8	17,5	9
430331209	12/9	19,5	11
430331210	14/10	19	11
430331412	14/12	21,5	13,5
430331512	15/12,5	21,5	14
430331613	16/13	22,5	15
430331815	18/15	23,5	17,5
430331816	18/16	23,5	17,5
430332218	22/18	25	19

Natural brass finish. For use on plastic tubing.



Universal Tubing Sleeve

Model No.	O/D Tube (ØA)	C
430020400	4	6
430020600	6	6,5
430020800	8	7
430021000	10	8
430021200	12	8,5
430021400	14	8,5
430021500	15	8,5
430021600	16	9
430021800	18	9,5
430022200	22	10

Natural brass finish.